



Support for Caregivers, Friends and Family

The H.O.P.E (Holistic Opportunities Preventing Exclusion) Project: Building a partnership between healthcare, the voluntary sector and grass root organisations

Alison Dowling and Geoff Griffin

The Royal Wolverhampton NHS Trust

Working in partnership

The Royal Wolverhampton NHS Trust
Walsall Healthcare NHS Trust



Care Colleagues
Collaboration Communities

An introduction to our organisation

The Royal Wolverhampton NHS Trust:

- Provides a comprehensive clinical portfolio of community, secondary and tertiary services
- Serves an ethnically diverse population of 450,000 people
- Has a workforce of around 10,000 staff, covering more than 350 different roles
- Our Patient Experience Enabling Strategy (2022 - 2025), supports and empowers all staff to put the patient experience at the heart of everything they do




Background to our project



The Royal Wolverhampton
NHS Trust Charity

Registered Charity No. 1059467



SUPPORTED BY
NHS
CHARITIES
TOGETHER

WVCA | **Wolverhampton**
Voluntary &
Community Action

Formerly Wolverhampton Voluntary Sector Council

H.O.P.E. is a 2-year project
Funded through the Post-
COVID recovery grant.


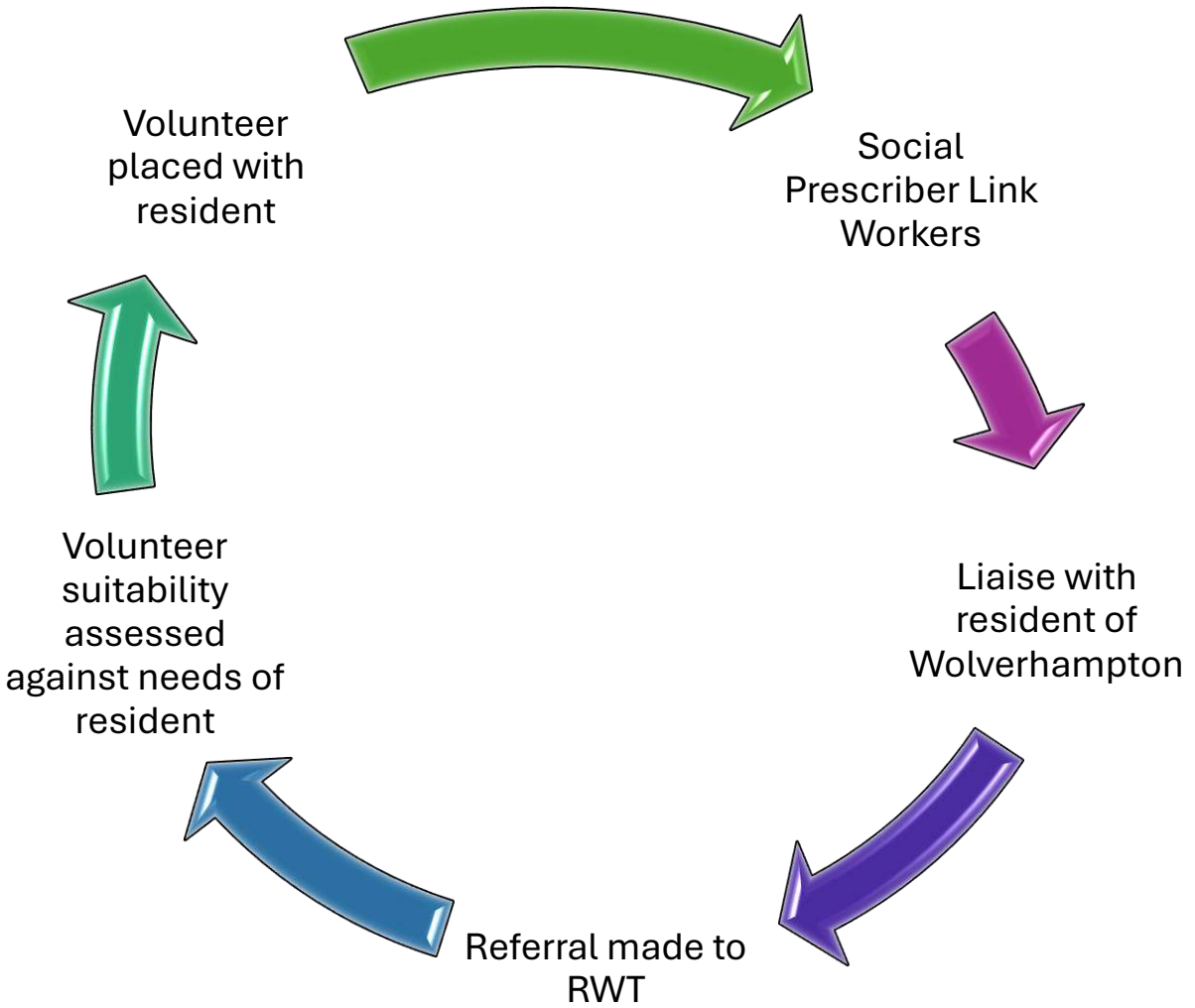
Partnership between the
Royal Wolverhampton NHS
Trust and the
Wolverhampton Voluntary
Community Action and is
supported by NHS Charities
Together and the Trust
Charity



- We have an established Voluntary Service within RWT with infrastructure for recruiting, training and supporting RWT volunteers, which has been in operational since 2007. At our highest number, we have had in excess of 400 active volunteers registered.
- Volunteers managed by a small team, enhance existing Social Prescribing service across the city, targeting individuals and communities affected by the long term effects of Covid-19 and resulting Health Inequalities, in terms of addressing **physical health,** **mental health and wellbeing,** and **reducing isolation and loneliness,** which we hope may in turn relieve some pressures on frontline NHS services.



So how does it work?



But that's not all...

Commissions of between £1,000 and £5,000 are available to organisations to support grass roots and community groups.

£87,000 already given to support small community groups such as:

- **Wolves Play Café**
 - **BME Housing Consortium**
 - **Magical MC**
 - **Social Steam Engine**
 - **Mandem Meetup W'Ton**
 - **Secret Angels**
 - **Wolves Disabled Supporters**
 - **Wild Campers Against Waste**
- 

MANDEM MEETUP



The Mission

At Mandem Meetup, we're actively building a haven of confidentiality, brothers in distress, and a community of solid souls with relatable, real-life problems to collide and collectively empower one another.





- 100 Volunteers
- 1000 Hours Volunteered
- Case study
- Feedback





Thank you for listening

Alison Dowling alison.dowling1@nhs.net

Geoff Griffin Geoffrey.griffin@nhs.net

Working in partnership

The Royal Wolverhampton NHS Trust
Walsall Healthcare NHS Trust



Care Colleagues
Collaboration Communities